



TRUE MODELER'S ROCKET KITS

**P.O. Box #186
Harbeson, DE 19951**

www.TrueModeler.com

INTENSE BUILDING FOR INTENSE BUILDERS

WE PUT THE "MODELER" BACK IN MODEL ROCKETRY

TRUE MODELER'S ROCKET KITS

P.O. Box #186
Harbeson, DE 19951

www.TrueModeler.com

Greetings from True Modeler's Rocket Kits. We take you back to a time when Model Rocketry was in its infancy; when *building* your kit was as much fun as *flying* it. Our kits put the emphasis on the "modeler". You will not find any Ready-To-Fly stuff here. These are kits you build, for the sheer pleasure and enjoyment of building.

All of our kits are designed around industry-standard sizes, and use the highest quality parts and supplies available today. We manufacture many of our parts, including special size centering rings and our well-known synthetic parachutes. Nylon quality parachutes at about the same price as standard plastic *Trash Bag* parachutes.

In the rocketry hobby today, it seems that your only choice is either plastic RTF toys or generic looking High Power kits. Now there is an alternative. We specialize in highly detailed and accurately scaled kits, along with a few exotic designs, that you will enjoy building and be proud to display and share with others.

All of our kits are designed using flight simulation software to ensure stability, and have been proven in the field time and again before ever being considered for release. When a design is being considered, and it passes all of our rigorous in-house testing and field flight-testing, it is then sent out to numerous randomly-selected Beta Testers that build the kit and then inform us of any problems with the kit. When you purchase a kit from True Modeler's, you can be assured you are buying the highest quality kit available that has been proven in the lab and in the field.


If you are ever dissatisfied with a purchase from True Modeler's, simply return it intact for a full refund. No questions asked! However, we do invite comments and suggestions from our customers in an effort to serve them better.

Remember, if you are ever "surfing the WEB", stop by & visit us at:

www.TrueModeler.com

OUR WELL KNOWN SYNTHETIC PARACHUTES

Our synthetic parachutes give you nylon quality at about the same price as the other's cheap plastic *trash bag* chutes. They have ultra-lightweight metal grommets for attaching the braided nylon shroud lines to. All sizes are 8 sided, and come with pre-cut shroud lines and a heavy duty locking snap swivel. They come in several different solid colors (our choice).



Part #	Diameter	Price
9912	12"	5.00
9916	16"	5.50
9918	18"	6.00
9920	20"	6.50
9922	22"	7.25
9924	24"	7.75
9936	36"	12.50

OUR EXCLUSIVE CUSTOM CENTERING RINGS

We've needed to custom manufacture a couple different centering rings for our scale kits. These are available for sale in pairs or 6-packs.

CR0550

0.25" thick cardboard ring used for centering a BT05 into a BT50 tube

2 / \$1.60 – 6 / \$4.00



DCR2060

0.05" thick fiber ring for centering 2 BT20s into a BT60 (for clustering)

2 / \$1.50 – 6 / \$3.75



CR2460

Our heavy-duty black composite ring for centering our reinforced, metallic lined 24mm motor tube into a BT60

2 / \$1.75 - 6 / \$4.50



MT24

Not every cloud has a silver lining, but our heavy - duty , reinforced metallic-lined 24mm motor tube does ! 2.75" long.

0.75 ea



NOTE: Custom sizes of our motor tube are available. Ask for a quote. Lengths are available up to 34".

ALWAYS FOLLOW THE NAR SAFETY CODE

1. **Materials.** My model rocket will be made of lightweight materials such as paper, wood, rubber, and plastic suitable for the power used and the performance of my model rocket. I will not use any metal for the nose cone, body, or fins of a model rocket.
2. **Motors.** I will use only commercially-made, NAR-certified model rocket motors in the manner recommended by the manufacturer. I will not alter the model rocket motor, its parts, or its ingredients in any way.
3. **Recovery.** I will always use a recovery system in my model rocket that will return it safely to the ground so it may be flown again. I will use only flame-resistant recovery wadding if wadding is required by the design of my model rocket.
4. **Weight and Power Limits.** My model rocket will weigh no more than 1,500 grams (53 ounces) at lift-off and its rocket motors will produce no more than 320 Newton-seconds (71.9 pound-seconds) of total impulse. My model rocket will weigh no more than the motor manufacturer's recommended maximum lift-off weight for the motors used, or I will use motors recommended by the manufacturer for my model rocket.
5. **Stability.** I will check the stability of my model rocket before its first flight, except when launching a model rocket of already proven stability.
6. **Payloads.** My model rocket will never carry live animals (except insects) or a payload that is intended to be flammable, explosive, or harmful.
7. **Launch Site.** I will launch my model rocket outdoors in a cleared area, free of tall trees, power lines, buildings, and dry brush and grass. My launch area will be at least as large as that recommended in the accompanying table.
8. **Launcher.** I will launch my model rocket from a stable launch device that provides rigid guidance until the model rocket has reached a speed adequate to ensure a safe flight path. To prevent accidental eye injury, I will always place the launcher so the end of the rod is above eye level or I will cap the end of the rod when approaching it. I will cap or disassemble my launch rod when not in use and I will never store it in an upright position. My launcher will have a jet deflector device to prevent the motor exhaust from hitting the ground directly. I will always clear the area around my launch device of brown grass, dry weeds, or other easy-to-burn materials.
9. **Ignition System.** The system I use to launch my model rocket will be remotely controlled and electrically operated. It will contain a launching switch that will return to "off" when released. The system will contain a removable safety interlock in series with the launch switch. All persons will remain at least 15 feet from the model rocket when I am igniting model rocket motors totaling 30 Newton-seconds or less of total impulse and at least 30 feet from the model rocket when I am igniting model rocket motors totaling more than 30 Newton-seconds of total impulse. I will use only electrical igniters recommended by the motor manufacturer that will ignite model rocket motors within one second of actuation of the launching switch.
10. **Launch Safety.** I will ensure that people in the launch area are aware of the pending model rocket launch and can see the model rocket's lift-off before I begin my audible five-second countdown. I will not launch my model rocket so its flight path will carry it against a target. If my model rocket suffers a misfire, I will not allow anyone to approach it or the launcher until I have made certain that the safety interlock has been removed or that the battery has been disconnected from the ignition system. I will wait one minute after a misfire before allowing anyone to approach the launcher.
11. **Flying Conditions.** I will launch my model rocket only when the wind is less than 20 miles per hour. I will not launch my model rocket so it flies into clouds, near aircraft in flight, or in a manner that is hazardous to people or property.
12. **Pre-Launch Test.** When conducting research activities with unproven model rocket designs or methods I will, when possible, determine the reliability of my model rocket by pre-launch tests. I will conduct the launching of an unproven design in complete isolation from persons not participating in the actual launching.
13. **Launch Angle.** My launch device will be pointed within 30 degrees of vertical. I will never use model rocket motors to propel any device horizontally.
14. **Recovery Hazards.** If a model rocket becomes entangled in a power line or other dangerous place, I will not attempt to retrieve it.
15. **LAUNCH SITE DIMENSIONS**

Installed Total Impulse (N-sec)	Equivalent Motor Type	Minimum Site Dimensions (ft.)
0.00-1.25	1/4A, 1/2A	50
1.26-2.50	A	100
2.51-5.00	B	200
5.01-10.00	C	400
10.01-20.00	D	500
20.01-40.00	E	1,000
40.01-80.00	F	1,000
80.01-160.00	G	1,000
160.01-320.00	Two G's	1,500

Revision of July, 1999

TMRK 9801 1/30th Scale

NASA Scout

ORIGINAL NASA PROTOTYPE

ACCURATE 1/30th SCALE

FLIGHTS TO 1,500'

16" SYNTHETIC 'CHUTE

REALISTIC LIFTOFFS

This was our very first kit offering. It comes from the archives at the Kennedy Space Center. This was the first submission to the newly formed NASA in 1958 as Aerojet's bid attempt to build the very first solid propellant lifting body. Aerojet did not get the contract, Chance-Voight did. Their winning submission is known today as the LTV Scout.

This rocket is long and sleek on the pad or in the air. The TMRK NASA Scout introduces the builder to fiber wrap construction. Realistic liftoffs on a B6-4 motor. Flights to 1,500' on an Apogee D10-7. Scale drawing and fact sheet included. Comes with wrap around wet & slide decal, 16" synthetic 'chute, huge solid balsa transition, and precut basswood fins.

Length: 30.25"
Diameter: 1.637"

Weight: 2.85 oz
Skill Level 3

Launch Rod Size: 1/8"

Recommended Engines:
B6-4, C6-5, D10-7, D21-7

\$ 29.95



TMRK 9803

TRIPLE ZIPS

EXTREMELY HIGH ALTITUDES

SKILL LEVEL 1 – EASY TO BUILD

THREE KITS FOR THE PRICE OF ONE

Using featherweight / tumble recovery, these rockets really ZIP off the launch pad! Each kit is an up-scale of the other, with the Mini-ZIP using the 13mm mini motors, the Mighty ZIP using standard 18mm "A" thru "C" motors, and the Maxi ZIP using 24mm "D" and "E" motors.

Easy and quick to build, we recommend using high-contrasting colors to paint them with, as they are capable of extreme altitudes! All three use a 1/8" Launch Rod. For hobbyists with an attitude for altitude!

MINI ZIP

Length: 4.875" Weight: 0.09 oz
Diameter: 0.544" Skill Level 1

Recommended Engines:
1/2A3-4T, A3-4T, A10-3T

MIGHTY ZIP

Length: 6.625" Weight: 0.14 oz
Diameter: 0.736" Skill Level 1

Recommended engines:
1/2A6-2, A8-5, B6-6, C6-7

MAXI ZIP

Length: 8.625" Weight: 0.26 oz
Diameter: 0.976" Skill Level 1

Recommended Engines:
D12-5, E15-7

\$ 12.95



MAIL ORDER FORM

<u>PART#</u>	<u>QUAN</u>	<u>DESCRIPTION</u>	<u>PRICE EA</u>	<u>TOTAL</u>
_____	_____	_____	_____	_____
_____	_____	_____	_____	_____
_____	_____	_____	_____	_____
_____	_____	_____	_____	_____
_____	_____	_____	_____	_____
_____	_____	_____	_____	_____
_____	_____	_____	_____	_____
_____	_____	_____	_____	_____
_____	_____	_____	_____	_____
_____	_____	_____	_____	_____

SUB TOTAL: _____

+ SHIPPING & INSURANCE: _____

TOTAL AMOUNT DUE: _____

SHIPPING INFORMATION:

All kit orders are sent Priority Mail – Insured. Small parts orders are sent USPS First Class Mail. Rates quoted are for orders within the U.S. and its territories only. Foreign orders will require additional postage. Ask for quote before sending payment for foreign orders. Include appropriate shipping as follows:

<u>Order Total</u>	<u>Shipping</u>
Small Parts Orders	\$ 3.50
Kit Orders \$00.01 – \$59.99	\$ 6.00
Kit Orders \$60.00 – \$99.99	\$ 7.50
Kit Orders \$100.00 and over	\$10.00

PAYMENT INFORMATION

Payment is to be in U.S. dollars and must be drawn on a U.S. bank. Send cashier's check, money order, or personal check. DO NOT send cash. At this time, we can only accept credit cards thru PAYPAL at our web site www.TrueModeler.com. We give discounts to bona fide clubs and organizations such as schools, scouts, etc. We require proof of eligibility.

Send payment to **TRUE MODELER'S ROCKET KITS** – PO Box #186 – Harbeson, DE - 19951

G-SERIES BEGINNER KITS

These are the perfect kits for the first time builder, or anyone looking for an easy to build, great performing rocket. These kits come with pre-cut fins and are a snap to build. The G60 has a bright metallic 9" Mylar parachute and uses standard 18mm A thru C motors. The G50 has a streamer and uses standard 18mm A thru C motors. The G20 has a streamer and uses the 13mm mini motors. These are the perfect kits for clubs, schools, scouts, etc. They are sold individually or in bulk packs of eight. Larger quantities can be purchased at an even greater discount. Ask us for a quote on quantities larger than eight. All use a 1/8" launch rod. These kits can be built, start to finish, in about an hour and a half (not including painting).

G – 20

Length: 8.50" Weight: 0.30 oz
Diameter: 0.736" Streamer Recovery

Recommended Engines:
1/2A3-4T, A3-4T, A3-6T

Flights To Over 800'

G – 50

Length: 12.00" Weight: 0.65 oz
Diameter: 0.976" Streamer Recovery

Recommended Engines:
1/2A6-2, A8-5, B4-6, B6-6, C6-7

Flights To 1,400'

G – 60

Length: 17.25" Weight: 1.60
Diameter: 1.637" 9" Mylar Parachute

Recommended Engines:
1/2A6-2, A8-3, B4-4, B6-4, C6-5

Flights To 1,000'

G – 20	\$ 7.85 ea	8 / \$ 53.38
G – 50	\$10.50 ea	8 / \$ 71.40
G – 60	\$15.85 ea	8 / \$ 99.99



TMRK 9806

SENTRY A-T-A MISSILE

FLIGHTS TO OVER 2,000'


FULL COLOR DECAL SHEET

LARGE 18" SYNTHETIC 'CHUTE

**OUR EXCLUSIVE REINFORCED
METALLIC - LINED 24mm
MOTOR MOUNT TUBE**

FLIES ON D & E MOTORS

This rocket is as big as it is impressive, both on the pad and in the air. With military-like styling, this rocket comes with a full color decal sheet, our exclusive reinforced & lined 24mm motor tube, heavy-duty black composite centering rings, and a huge 18" synthetic parachute. It also has a quick-release engine clip. Easy to build and great to fly.



Length: 26.0" Weight: 3.35oz
Diameter: 1.637" Skill Level 2

Launch rod size: 1/8"

Recommended Engines:
D12-5, E15-7, E30-7

\$31.95



TMRK 9807

MERLIN

UNIQUE 6 FIN DESIGN

12" SYNTHETIC 'CHUTE

FLIGHTS TO OVER 1,000'

Unique and different, this rocket is as much fun to build, as it is to show off and fly. Comes with 1/16" thick basswood fin stock and employs a fiber wrap reducer and six fins. Friction-fit motor mount.


Length: 16.25"
Diameter: 1.637"

Weight: 1.45 oz
Skill Level 2

Launch Rod Size: 1/8"

Recommended Engines:
1/2A6-2, A8-3, B6-4, C6-5

\$ 18.95



TMRK 9811 1/10th SCALE

NIKE SMOKE

SKILL LEVEL 4

FLIGHTS TO OVER 2,100'

16" SYNTHETIC PARACHUTE

**CLUSTER OF 2 A thru C MOTORS
- OR -
SINGLE D & E MOTOR MOUNT ***

PRECISELY SCALED & DETAILED

Accurately detailed and scaled, this is a kit worth bragging about! A masterpiece to be sure. This rocket comes in either of two flavors; a cluster of 2 18mm A thru C motors or a single 24mm D & E motor (*specify at time of ordering*). Comes with wet & slide decal sheet, 16" synthetic parachute, and has quick-release motor clip(s). The 24mm version comes with our exclusive reinforced & lined 24mm motor tube. A building experience you'll enjoy...a finished product you'll be proud to display and fly.

Length: 22.9" Weight: 2.725 oz (1X24)
Diameter: 1.637" 2.875 oz (2X18)

Skill Level 4

Launch Rod Size: 1/8"

Recommended Engines:
D12-5, E15-7 (9811/02)
(2 ea) 1/2A6-2, A8-3, B6-4, C6-7, D10-7 (9811/02)

\$30.95



TMRK 9802 1:14 Scale ARIES – “*Fat Albert*”

Skill Level 4 – For the Experienced Modeler



Length: 22.160”

Weight: 19.25oz

Span Dia.: 7.275”

Body Dia.: 4.000”

RECOMMENDED ENGINES (4 required per flight):

D9-4 * D12-5 * E6-4 * E15-7 * E30-7 * F24-7
(D12-5 Recommended for First Flight)

As the newest addition to our fleet, this scale model made its debut at *NSL '2000* in Geneseo, NY. It left quite an impression on several rocketeers flying on a cluster of four E30-7s! At a skill level 4, this is not a kit for the beginner. It requires some experience with HPR building techniques, including “wicking” CA into parts to reinforce them.

With our exclusive metallic-lined 24mm motor tubes (*four of them!*), our 24” Rip-Stop Nylon parachute, laser cut ply rings, both wet & slide and vinyl peel & stick decals, and a huge, solid wood nose cone, this model will be a proud addition to any fleet.

TMRK 9802 1:14 Scale ARIES “Fat Albert” \$ 79.95



TMRK 9810 1/17.5 SCALE JUPITER C / JUNO I

The flagship of our fleet! This huge bird is accurately scaled and highly detailed to make the ultimate scale flying model rocket kit. At almost 4 ft tall, this will impress even the most experienced rocketeer.

This kit includes our exclusive Quick-Change Motor Mount System for customizing the flight profile. It comes with either a 1x29mm mount or a 4x24mm mount (specify at time of ordering). Additional mounts are available at a nominal charge. As quick and easy as swapping out a spent motor casing, you can change the motor mount configuration.

Kit includes a 36” synthetic chute for the booster section and an 18” synthetic chute that cradles the nose section. Thru-the-wall fin mounting, laser-cut fin assemblies, plywood centering rings (18 in all), wet & slide decals, and peel & stick vinyl striping are just a few of the high-quality features you’ll find in this exceptional kit.

Length: 47.75” Span Dia: 10.6”
Weight: 38.91oz Launch Rod: ¼”
Skill Level: 5

Recommended Engines:

1x29mm - F40-4, F52-5, G80-7
4x24mm - D12-5, E15-4

Kit Pricing:

9810/01 (1x29mm Mount) **\$129.95**
9810/04 (4x24mm Mount) **\$129.95**

Additional Motor Mount:

9807/1x29 **\$10.95**
9807/4x24 **\$10.95**

